



2016 YEAR IN REVIEW

EMERGENCY SHELTER & FOOD PANTRY

The Pantry

Pounds of Food

Distributed



756,054

Received



891,837

Proudly Served

Individuals Families

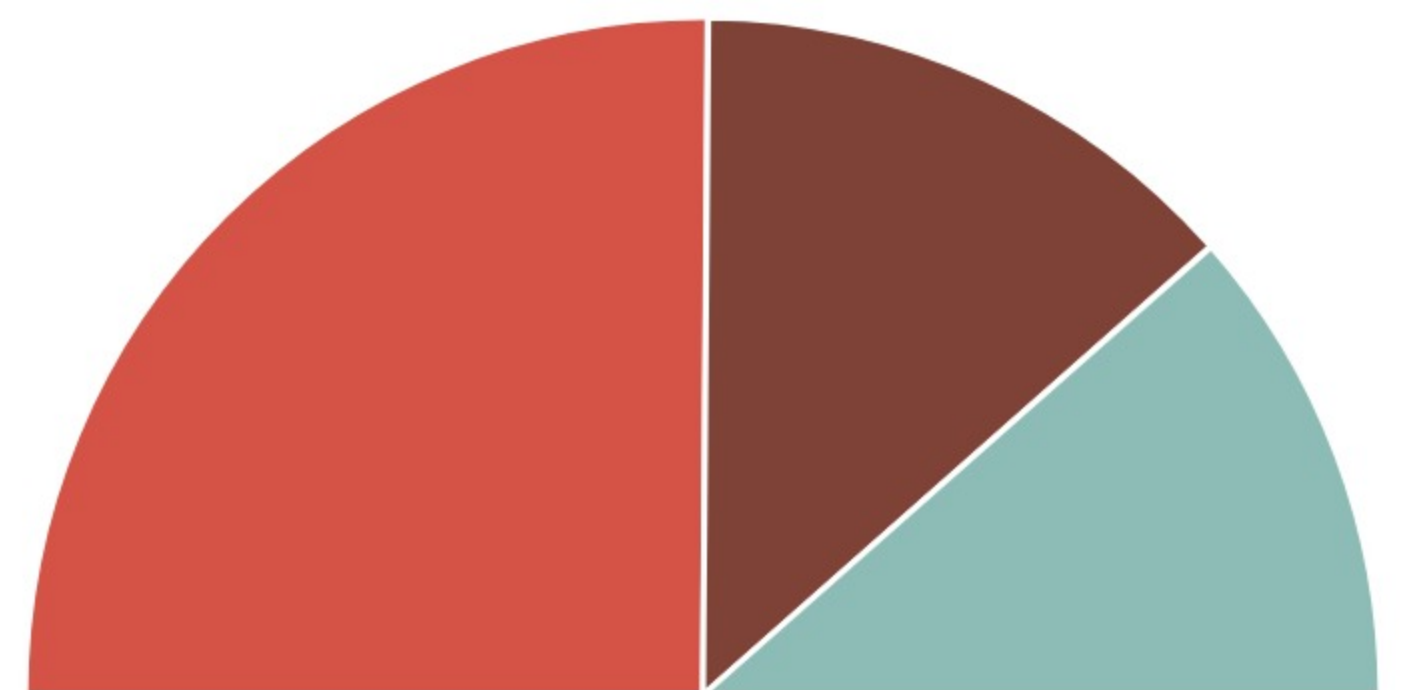


34,724



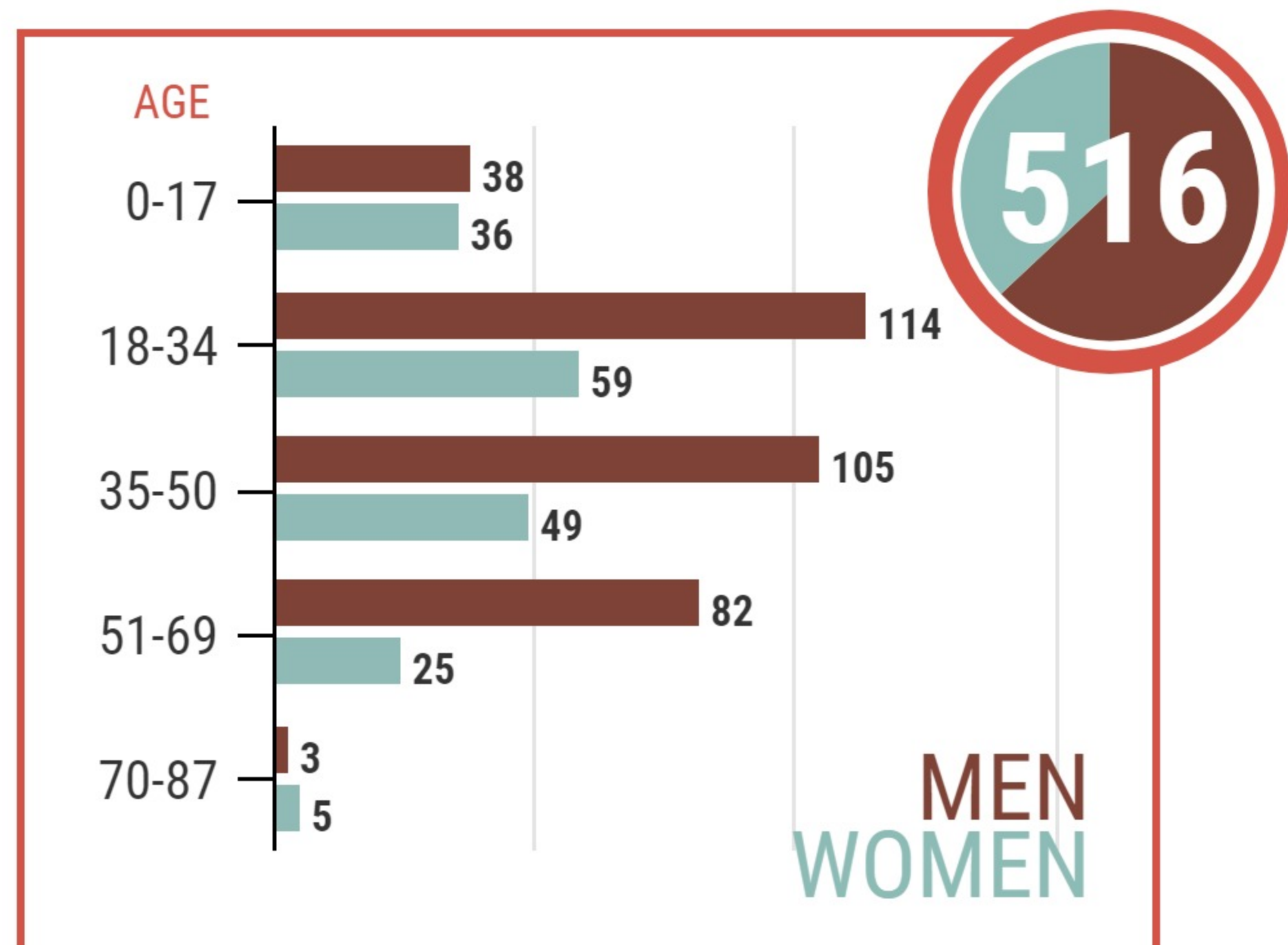
1,450

Grocery Rescue and Community Drives



Utah Food Bank 50%
Grocery Rescue 27%
Community Donations 23%

Emergency Shelter



24,890

SHELTER MEALS
& SACK LUNCHES



8,509

NIGHTS OF SHELTER
PROVIDED



138 INDIVIDUALS & FAMILIES
INTO RAPID REHOUSING
95 INDIVIDUALS & FAMILIES
PREVENTED HOMELESSNESS

The mission of Iron County Care and Share is to provide compassionate assistance and resources to individuals and families in need, creating opportunities for increased stability and self-sufficiency.

HELPING PEOPLE, HELP THEMSELVES

Volunteer
Hours Used
8,014



2016 FACT CONNECTION

EMERGENCY SHELTER & FOOD PANTRY

EMERGENCY SHELTER

Shelter for 19 men, 9 women, & 3 families
Located at 244 West 900 N, Cedar City
Monday - Friday
4:30 p.m. - 8:00 a.m.

MONDAY - FRIDAY MEALS SHOWER & LAUNDRY SERVICES

Hot Dinner & Sack Lunches
Located at 244 West 900 N, Cedar City
Monday - Friday
9:00 a.m. - 3:00 p.m.

FOOD PANTRY

Monthly & Weekly Food Assistance
SNAP (Food Stamp) Application Assistance
Located at 222 West 900 N, Cedar City
Monday - Thursday
9:00 a.m. - 4:45 p.m.

SUPPORTIVE SERVICES

By appointment only (435) 586-4962
Vouchers for Transportation & Health Care
Identification Docs, Alcohol & Drug Evaluations

PERMANENT SUPPORTIVE HOUSING

Single Occupancy Housing

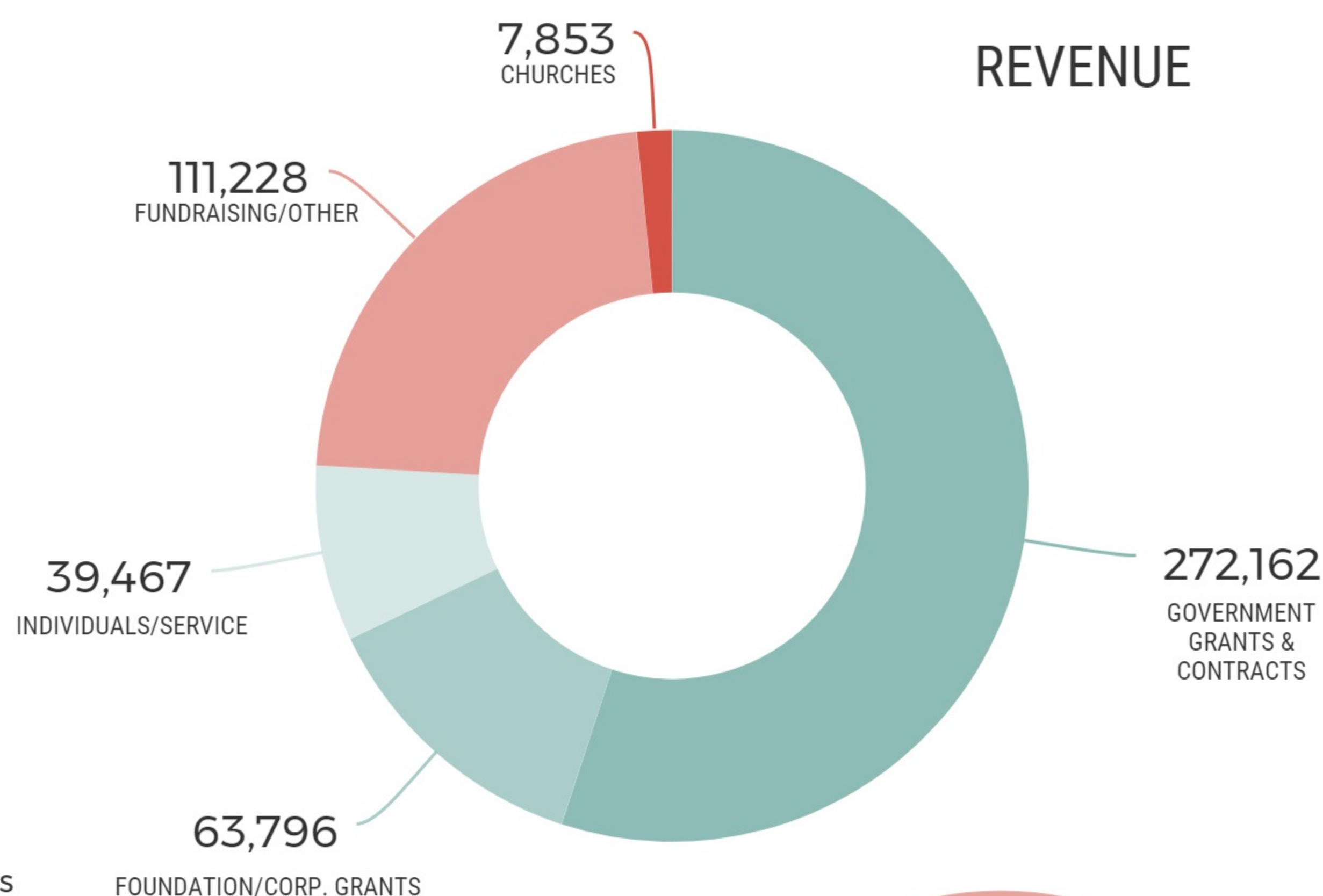
HOMELESS PREVENTION & RAPID RE-HOUSING

Assistance with Rent & Utilities
Available to individuals & Families in Crisis
Limited Assistance for Those Who Qualify

CASE MANAGEMENT & REFERRALS ARE AVAILABLE

For All Emergency Shelter & Food Pantry Clients

REVENUE



2016 | 2015 Annual Comparison

Total Pounds Received
Utah Food Bank/USDA + 84%
Community Donations + 76%

Total Pounds Distributed
Camper's Specials + 21%

Distribution Counts
Total Individuals + 62%
Pantry Adults Over 60 + 162%
Pantry Volunteer Hours + 60%

Shelter Statics
Hot Meals & Sack Lunches + 2%

Total Pounds Received
Local Grocery Rescue - 41%

Total Pounds Distributed
Community Food Boxes - 19%
Provided to Shelter - 14%
Total Pounds of Non-Food - 26%
Total Pounds - 1%

Distribution Counts
Community Food Box Count - 17%
Camper's Special - 21%
Total Households - 12%

Shelter Statics
Shelter Nights Provided - 5%

EXPENSES

